

This document contains key information you should know about the Global Iman Fund. You can find more detailed information in the Fund's simplified prospectus. Ask your representative for a copy, contact Global Growth Assets Inc. at 1-866-680-4734 or info@globalgrowth.ca or visit <http://www.globalgrowth.ca>.

Before you invest in any fund, consider how the fund would work with your other investments and your tolerance for risk.

QUICK FACTS			
Fund code:	GPF 100 (ISC), 102 (LL)	Fund manager:	Global Growth Assets Inc.
Date series started:	March 6, 2009	Portfolio manager:	UBS Investment Management Canada Inc.
Total value of fund on Mar 31, 2019:	\$ 60,612,080	Minimum investment:	\$500 initial, \$25 additional
Management expense ratio (MER):	2.84%		

WHAT DOES THE FUND INVEST IN?

The Fund provides investors with long-term growth by investing primarily in a diversified portfolio of global investments that are in accordance with Islamic investment principles.

The charts below give you a snapshot of the Fund's investments on **March 31, 2019**. The Fund's investments will change.

Top 10 Investments (March 31, 2019)

1	Microsoft Corp.	9.44 %
2	Alphabet Inc.	8.33%
3	Apple Inc.	7.77%
4	Johnson & Johnson	5.29 %
5	Alibaba Group Holding Ltd	4.46%
6	Visa Inc.	4.35%
7	Chevron Corp	4.21%
8	Pfizer Inc.	3.78%
9	Nestle SA	3.60%
10	SAP SE	3.48%
Total percentage of top 10 investments		54.71%
Total number of investments: 28		

Investment Mix (March 31, 2019)

Industry Allocation



- 30.25% Information Technology
- 22.7% Health Care
- 12.51% Consumer Staples
- 11.02% Communication Services
- 10.13% Consumer Discretionary
- 7.07% Energy
- 4.7% Industrials
- 1.62% Cash

Geographical Allocation



- 65.01% US Equities
- 33.37% International Equities
- 1.62% Net Other Assets

HOW RISKY IS IT?

The value of the Fund can go down as well as up. You could lose money.

One way to gauge risk is to look at how much a fund's returns change over time. This is called "volatility".

In general, funds with higher volatility will have returns that change more over time. They typically have a greater chance of losing money and may have a greater chance of higher returns. Funds with lower volatility tend to have returns that change less over time. They typically have lower returns and may have a lower chance of losing money.

RISK RATING

Global Growth Assets Inc. ("GGA") has rated the volatility of this Fund as **low to medium**.

This rating is based on how much the Fund's returns have changed from year to year. It doesn't tell you how volatile the Fund will be in the future. The rating can change over time. A fund with a low risk rating can still lose money.



For more information about the risk rating and specific risks that can affect the Fund's returns, see the "What are the risks of investing in this Fund?" section of the Fund's simplified prospectus.

No guarantees

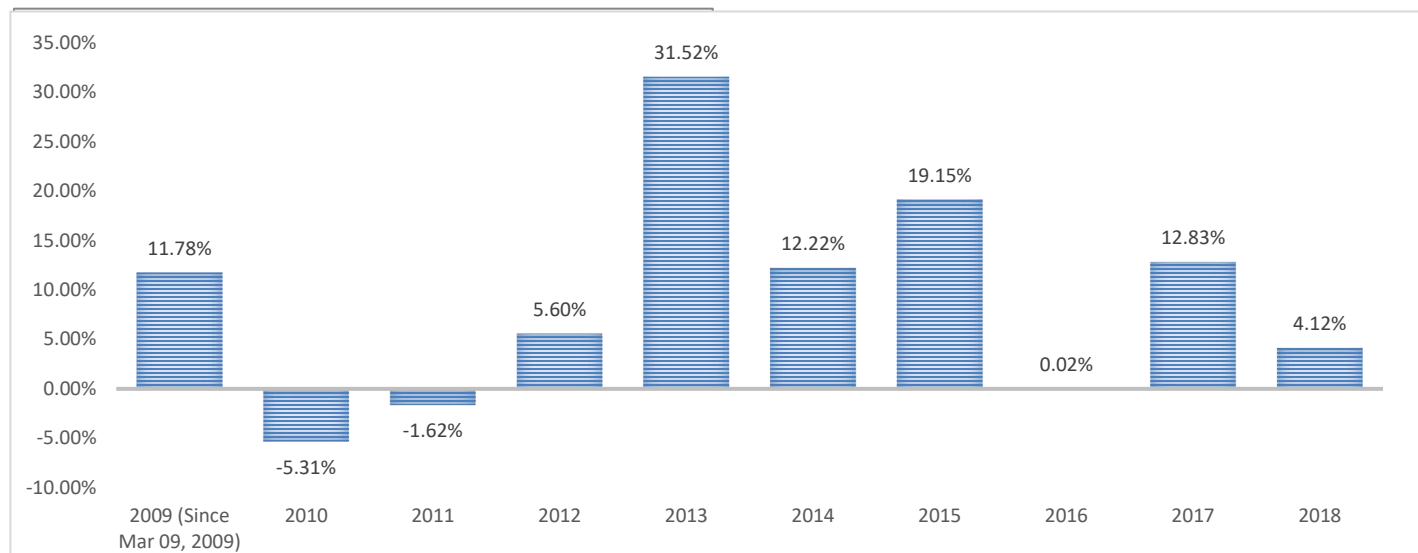
Like most mutual funds, this Fund doesn't have any guarantees. You may not get back the amount of money you invest.

HOW HAS THE FUND PERFORMED?

This section tells you how Series A units of the Fund have performed over the past 10 years. Returns are after expenses have been deducted. These expenses reduce the Fund's returns.

Year-by-year returns

This chart shows how Series A units of the Fund performed in each of the past 10 years. The Fund dropped in value in 2 of the 9 years. The range of returns and change from year to year can help you assess how risky the Fund has been in the past. It does not tell you how the Fund will perform in the future.



Best and worst 3-month returns

This table shows the best and worst returns for Series A units of the Fund in a 3-month period over the past 8 years. The best and worst 3-month returns could be higher or lower in the future. Consider how much of a loss you could afford to take in a short period of time.

	Return	3 months ending	If you invested \$1,000 at the beginning of the period
Best return	13.35%	December 31, 2013	Your investment would rise to \$1,133
Worst return	-10.47%	June 30, 2010	Your investment would drop to \$895

Average return

The annual compounded return of Series A units of the fund was 9.64% since the inception of the Fund. If you had invested \$1,000 in the Fund on March 6, 2009, your investment would now be worth \$2,510.

WHO IS THE FUND FOR?

Investors who are:

- seeking capital appreciation in a Shari'ah compliant global equity mutual fund;
 - seeking capital appreciation in a fund with an ethical or socially responsible philosophy;
 - have a low to medium risk tolerance; and
 - have the ability to invest for the medium to long term.
- ⓘ Don't invest in this Fund if you need a steady source of income from your investment.

A WORD ABOUT TAX

In general, you'll have to pay income tax on any money you make on a fund. How much you pay depends on the tax laws where you live and whether or not you hold the fund in a registered plan, such as a Registered Retirement Savings Plan or a Tax-Free Savings Account.

Keep in mind that if you hold your fund in a non-registered account, fund distributions are included in your taxable income, whether you get them in cash or have them reinvested.

HOW MUCH DOES IT COST?

The following tables show the fees and expenses you could pay to buy, own and sell Series A units of the Fund. The fees and expenses — including any commissions — can vary among series of the Fund. Higher commissions can influence representatives to recommend one investment over another. Ask about other funds and investments that may be suitable for you at a lower cost.

1. Sales charges

You have to choose a sales charge option when you buy the Fund. Ask your representative about the pros and cons of each option.

Sales charge option	What you pay		How it works
	in per cent (%)	in dollars (\$)	
Initial sales charge	0% to 5% of the amount you buy	\$0 to \$50 on every \$1,000 you buy	<ul style="list-style-type: none"> This fee is negotiated with and paid to your representative's firm at the time of purchase to a maximum of 5% and is deducted from the amount you invest. The Manager does not receive any of this commission.

2. Fund expenses

You don't pay these expenses directly. They affect you because they reduce the returns of the Fund.

As of March 31, 2019, the Fund's expenses were 2.86% of its value which equals \$28.60 for every \$1,000 invested.

Annual Rate (as a % of the Fund's assets)

Management expense ratio (MER)

This is the total of the Series A management fee (including the trailing commission) and operating expenses. Global Growth Assets Inc. waived some of the Fund's expenses. If it had not done so, the MER would have been higher.

2.84%

Trading expense ratio (TER)

These are the Fund's trading costs.

0.02%

Fund expenses

2.86%

More about the trailing commission

The trailing commission is an ongoing commission. It is paid for as long as you own the Fund. It is for the services and advice that your representative and their firm provide to you.

Global Growth Assets Inc. pays the trailing commission to your representative's firm. It is paid from the Fund's management fee and is based on the value of your investment. The rate depends on the sales charge option you choose.

Sales charge option	Amount of trailing commission	
	in per cent (%)	in dollars (\$)
Initial sales charge	1% of the value of your investment each year	\$0 to \$10.00 each year on every \$1,000 invested

You may have to pay other fees when you buy, hold, sell or switch units of the fund.

3. Other fees	
Fee	What you pay
Short-term trading fee	2% of the value of units you sell or switch within 90 days of buying them. This fee is charged by the Fund.
Switch fee	You may switch your units for Series F units of the Fund. Your representative may charge you up to 2% of the value of the units switched.

<p>WHAT IF I CHANGE MY MIND?</p> <p>Under securities law in some provinces and territories, you have the right to:</p> <ul style="list-style-type: none"> Withdraw from an agreement to buy mutual fund units within two business days after you receive a simplified prospectus or Fund Facts document, or Cancel your purchase within 48 hours after you receive confirmation of the purchase. <p>In some provinces and territories, you also have the right to cancel a purchase, or in some jurisdictions, claim damages, if the simplified prospectus, annual information form, Fund Facts document or financial statements contain a misrepresentation. You must act within the time limit set by the securities law in your province or territory.</p> <p>For more information, see the securities law of your province or territory or ask a lawyer.</p>	<p>FOR MORE INFORMATION</p> <p>Contact Global Growth Assets Inc. or your representative for a copy of the Fund's simplified prospectus and other disclosure documents. These documents and the Fund Facts make up the Fund's legal documents.</p> <p>Global Growth Assets Inc. 100 Mural Street, Richmond Hill, Ontario, L4B 1J3 Phone: 416-642-3532 Toll free: 1-866-680-4734 Email: customerservices@globalgrowth.ca www.globalgrowth.ca</p> <p>To learn more about investing in mutual funds, see the brochure Understanding mutual funds, which is available on the website of the Canadian Securities Administrators at www.securities-administrators.ca.</p>
---	---

This document contains key information you should know about the Global Iman Fund. You can find more detailed information in the Fund's simplified prospectus. Ask your representative for a copy, contact Global Growth Assets Inc. at 1-866-680-4734 or info@globalgrowth.ca or visit <http://www.globalgrowth.ca>.

Before you invest in any fund, consider how the fund would work with your other investments and your tolerance for risk.

QUICK FACTS			
Fund code:	GPF 200	Fund manager:	Global Growth Assets Inc.
Date series started:	October 28, 2010	Portfolio manager:	UBS Investment Management Canada Inc.
Total value of fund on March 31, 2019:	\$ 60,612,080	Minimum investment:	\$1,000 initial, \$25 additional
Management expense ratio (MER):	1.70%		

WHAT DOES THE FUND INVEST IN?

The Fund provides investors with long-term growth by investing primarily in a diversified portfolio of global investments that are in accordance with Islamic investment principles.

The charts below give you a snapshot of the fund's investments on **March 31, 2019**. The fund's investments will change.

Top 10 Investments (March 31, 2019)

1	Microsoft Corp.	9.44 %
2	Alphabet Inc.	8.33%
3	Apple Inc.	7.77%
4	Johnson & Johnson	5.29 %
5	Alibaba Group Holding Ltd	4.46%
6	Visa Inc.	4.35%
7	Chevron Corp	4.21%
8	Pfizer Inc.	3.78%
9	Nestle SA	3.60%
10	SAP SE	3.48%
Total percentage of top 10 investments		54.71%

Total number of investments: 28

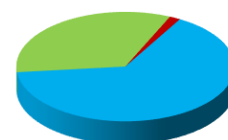
Investment Mix (March 31, 2019)

Industry Allocation



- 30.25% Information Technology
- 22.7% Health Care
- 12.51% Consumer Staples
- 11.02% Communication Services
- 10.13% Consumer Discretionary
- 7.07% Energy
- 4.7% Industrials
- 1.62% Cash

Geographical Allocation



- 65.01% US Equities
- 33.37% International Equities
- 1.62% Net Other Assets

HOW RISKY IS IT?

The value of the Fund can go down as well as up. You could lose money.

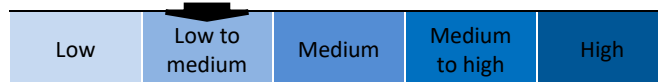
One way to gauge risk is to look at how much a fund's returns change over time. This is called "volatility".

In general, funds with higher volatility will have returns that change more over time. They typically have a greater chance of losing money and may have a greater chance of higher returns. Funds with lower volatility tend to have returns that change less over time. They typically have lower returns and may have a lower chance of losing money.

RISK RATING

Global Growth Assets Inc. ("GGAI") has rated the volatility of this Fund as **low to medium**.

This rating is based on how much the Fund's returns have changed from year to year. It doesn't tell you how volatile the Fund will be in the future. The rating can change over time. A fund with a low risk rating can still lose money.



For more information about the risk rating and specific risks that can affect the Fund's returns, see the "What are the risks of investing in this Fund?" section of the Fund's simplified prospectus.

No guarantees

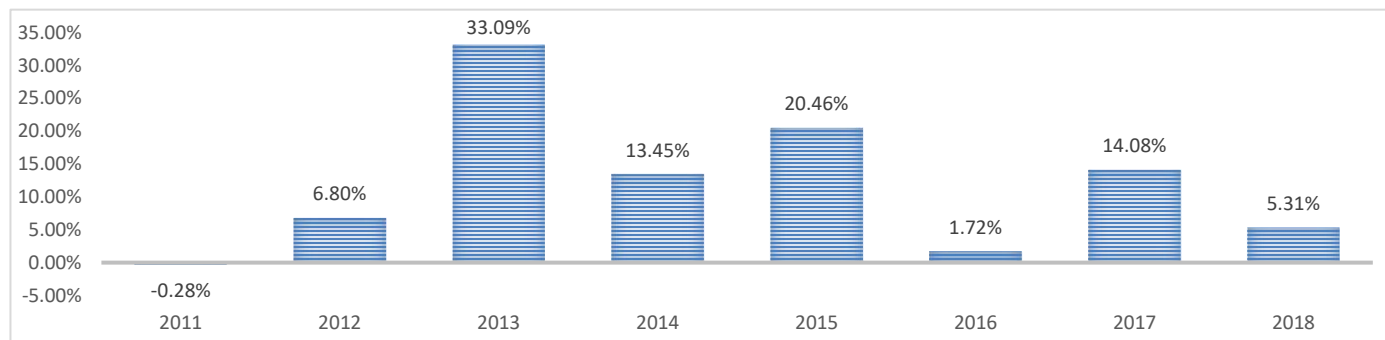
Like most mutual funds, this Fund doesn't have any guarantees. You may not get back the amount of money you invest.

HOW HAS THE FUND PERFORMED?

This section tells you how Series F units of the Fund have performed over the past 8 years. Returns are after expenses have been deducted. These expenses reduce the Fund's returns.

Year-by-year returns

This chart shows how Series F units of the Fund performed in each of the past 8 years. The Fund dropped in value in 1 of the 8 years. The range of returns and change from year to year can help you assess how risky the Fund has been in the past. It does not tell you how the Fund will perform in the future.



Best and worst 3-month returns

This table shows the best and worst returns for Series F units of the Fund in a 3-month period over the past 6 years. The best and worst 3-month returns could be higher or lower in the future. Consider how much of a loss you could afford to take in a short period of time.

	Return	3 months ending	If you invested \$1,000 at the beginning of the period
Best return	13.66%	December 31, 2013	Your investment would rise to \$1,137
Worst return	-8.06%	August 31, 2011	Your investment would drop to \$919

Average return

The annual compounded return of Series F units of the Fund was 12.28% since the inception of the Fund. If you had invested \$1,000 in the Fund on October 28, 2010, your investment would now be worth \$2,658.

WHO IS THIS FUND FOR?

Investors who are:

- seeking capital appreciation in a Shari'ah compliant global equity mutual fund;
- seeking capital appreciation in a fund with an ethical or socially responsible philosophy;
- have a low to medium risk tolerance; and
- have the ability to invest for the medium to long term.

⚠ Don't invest in this Fund if you need a steady source of income from your investment.

A WORD ABOUT TAX

In general, you'll have to pay income tax on any money you make on a fund. How much you pay depends on the tax laws where you live and whether or not you hold the fund in a registered plan, such as a Registered Retirement Savings Plan or a Tax-Free Savings Account.

Keep in mind that if you hold your fund in a non-registered account, fund distributions are included in your taxable income, whether you get them in cash or have them reinvested.

HOW MUCH DOES IT COST?

The following tables show the fees and expenses you could pay to buy, own and sell Series F units of the fund. The fees and expenses — including any commissions — can vary among series of the Fund. Higher commissions can influence representatives to recommend one investment over another. Ask about other funds and investments that may be suitable for you at a lower cost.

1. Sales charges

There are no sales charges for Series F units of the Fund. Instead you may be required to pay your representative an advisory or asset based fee directly.

2. Fund expenses

You don't pay these expenses directly. They affect you because they reduce the Fund's returns.

As of March 31, 2019, the Fund's expenses were 1.72% of its value which equals \$17.20 for every \$1,000 invested.

Annual Rate (as a % of the Fund's assets)

Management expense ratio (MER)

This is the total of the Series F management fee (including the trailing commission) and operating expenses. Global Growth Assets Inc. waived some of the Fund's expenses. If it had not done so, the MER would have been higher.

1.70%

Trading expense ratio (TER)

These are the Fund's trading costs.

0.02%

Fund expenses

1.72%

More about the trailing commission

There are no trailing commission for Series F of the Fund.

3. Other fees

You may have to pay other fees when you buy, hold, sell or switch units of the Fund.

Fee	What you pay
Short-term trading fee	2% of the value of units you sell or switch within 90 days of buying them. This fee is charged by the Fund.
Switch fee	You may switch your units for Series A units of the Fund. Your representative may charge you up to 2% of the value of the units switched.
Fee-based arrangements	Series F securities require investors to participate in a fee-based arrangement with their representative. Fees in connection with such arrangements are negotiated between you and your representative.

WHAT IF I CHANGE MY MIND?

Under securities law in some provinces and territories, you have the right to:

- Withdraw from an agreement to buy mutual fund units within two business days after you receive a simplified prospectus or Fund Facts document, or
- Cancel your purchase within 48 hours after you receive confirmation of the purchase.

In some provinces and territories, you also have the right to cancel a purchase, or in some jurisdictions, claim damages, if the simplified prospectus, annual information form, Fund Facts document or financial statements contain a misrepresentation. You must act within the time limit set by the securities law in your province or territory.

For more information, see the securities law of your province or territory or ask a lawyer.

FOR MORE INFORMATION

Contact Global Growth Assets Inc. or your representative for a copy of the Fund's simplified prospectus and other disclosure documents. These documents and the Fund Facts make up the Fund's legal documents.

Global Growth Assets Inc.
100 Mural Street, Richmond Hill, Ontario, L4B 1J3
Phone: 416-642-3532
Toll free: 1-866-680-4734
Email: customerservices@globalgrowth.ca
www.globalgrowth.ca

To learn more about investing in mutual funds, see the brochure **Understanding mutual funds**, which is available on the website of the Canadian Securities Administrators at www.securities-administrators.ca.