

This document contains key information you should know about Series F of Global Iman Fund. You can find more details in the fund’s simplified prospectus. Ask your representative for a copy, contact Global Growth Assets Inc. at 1-866-680-4734 or info@globalgrowth.ca or visit <http://www.globalgrowth.ca>.

Before you invest in any fund, consider how the fund would work with your other investments and your tolerance for risk.

QUICK FACTS

Fund codes:	GPF 200	Fund Manager:	Global Growth Assets Inc.
Date series started:	October 27, 2010	Portfolio Manager:	UBS Investment Management Canada Inc.
Total value of the Fund on June 30, 2024:	\$198,768,634.20	Minimum Investment:	\$1,000 initial, \$25 additional
Management expense ratio (MER):	1.64%		

WHAT DOES THE FUND INVEST IN?

The Fund provides investors with long-term growth by investing primarily in a diversified portfolio of global investments that are in accordance with Islamic investment principles.

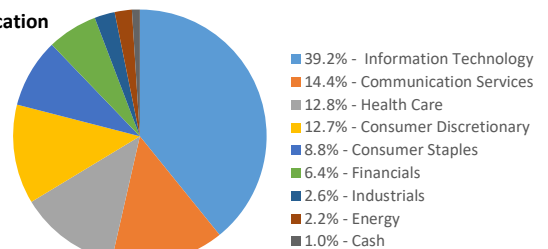
The charts below give you a snapshot of the Fund’s investments on **June 30, 2024**. The Fund’s investments will change.

Top 10 Investments (June 30, 2024)

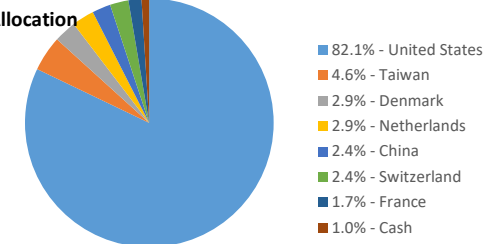
1. Alphabet Inc.	8.98%
2. Microsoft Corp.	8.89%
3. Apple Inc.	8.74%
4. Amazon.com Inc.	8.45%
5. NVIDIA Corp.	7.96%
6. Eli Lilly & Co.	5.56%
7. Meta Platforms Inc.	5.42%
8. Taiwan Semiconductor	4.59%
9. Advanced Micro Devices, Inc.	3.72%
10. Novo Nordisk A/S	2.94%
Total Percentage of top 10 investments	62.65%
Total number of investments	27

Investment Mix (June 30, 2024)

Industry Allocation



Geographic Allocation



HOW RISKY IS IT?

The value of the Fund can go down as well as up. You could lose money. One way to gauge risk is to look at how much a fund’s returns change over time. This is called “volatility.”

In general, funds with higher volatility will have returns that change more over time. They typically have a greater chance of losing money and may have a greater chance of higher returns. Funds with lower volatility tend to have returns that change less over time. They typically have lower returns and may have a lower chance of losing money.

RISK RATING

Global Growth Assets Inc. has rated the volatility of this Fund as **Medium**.

This rating is based on how much the Fund’s returns have changed from year to year. It doesn’t tell you how volatile the Fund will be in the future. The rating can change over time. A fund with a low risk rating can still lose money.



For more information about the risk rating and specific risks that can affect the Fund’s returns, see “What Are the Risks of Investing in this Fund?” section of the Fund’s simplified prospectus.

No guarantees

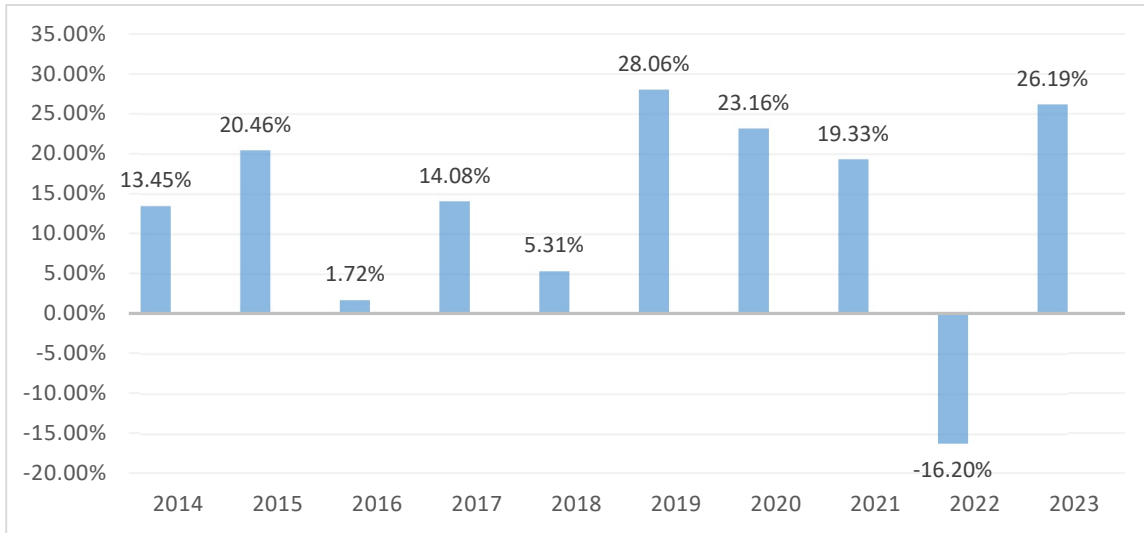
Like most mutual funds, this Fund does not have any guarantees. You may not get back the amount of money you invest.

HOW HAS THE FUND PERFORMED?

This section tells you how Series F units of the Fund have performed over the past 10 years. Returns are after expenses have been deducted. These expenses reduce the Fund’s returns.

Year-by-year returns

This chart shows how Series F units of the Fund performed in each of the past 10 years. The series dropped in value in 1 of the past 10 calendar years. The range of returns and change from year to year can help you assess how risky the Fund has been in the past. It does not tell you how the Fund will perform in the future.



Best and worst 3-month returns

This table shows the best and worst returns for Series F units of the Fund in a 3-month period over the past 10 years. The best and worst 3-month returns could be higher or lower in the future. Consider how much of a loss you could afford to take in a short period of time.

	Return	3 months ending	If you invested \$1,000 at the beginning of the period
Best return	15.10%	June 30, 2020	Your investment would rise to \$1,151.00
Worst return	-14.07%	June 30, 2022	Your investment would drop to \$859.30

Average return

As at June 30, 2024, a person who invested \$1,000 in Series F units of the Fund ten years ago now has \$4,031.51. This works out to an annual compounded return of 14.96%.

WHO IS THIS FUND FOR?

Investors who are:

- seeking capital appreciation in a Shari’ah compliant global equity mutual fund;
- seeking capital appreciation in a fund with an ethical investing philosophy;
- have a low to medium risk tolerance; and
- have the ability to invest for the medium to long term.

! Don’t invest in this Fund if you need a steady source of income from your investment.

A WORD ABOUT TAX

In general, you’ll have to pay income tax on any money you make on a fund. How much you pay depends on the tax laws where you live and whether or not you hold the fund in a registered plan, such as a Registered Retirement Savings Plan or a Tax-Free Savings Account.

Keep in mind that if you hold your Fund in a non-registered account, fund distributions are included in your taxable income, whether you get them in cash or have them reinvested.

HOW MUCH DOES IT COST?

The following tables show the fees and expenses you could pay to buy, own and sell Series F units of the fund. The fees and expenses - including any commissions - can vary among series of the Fund. Higher commissions can influence representatives to recommend one investment over another. Ask about other funds and investments that may be suitable for you at a lower cost.

1. Sales Charges

There are no sales charges for Series F units of the Fund. Instead, you may be required to pay your representative an advisory or asset based fee directly.

2. Fund Expenses

You don't pay these expenses directly. They affect you because they reduce the Fund's returns.

As of December 31, 2023, the Fund's expenses were 1.65% of its value, which equals \$16.50 for every \$1,000 invested.

Annual Rate (as of % of the Fund's assets)

Management expense ratio (MER)

This is the total of the Series F management fee and operating expenses. Global Growth Assets Inc. waived some of the Fund's expenses. If it had not done so, the MER would have been higher.

1.64%

Trading expense ratio (TER)

These are the Fund's trading costs.

0.01%

Fund expenses

1.65%

More about the trailing commission

There are no trailing commissions for Series F of the Fund.

3. Other Fees

You may have to pay other fees when you buy, hold, sell or switch units of the Fund.

Fee	What you pay
Short-Term Trading Fee	2% of the value of units you sell or switch within 90 days of buying them. This fee is charged by the Fund.
Switch Fee	You may switch your units for Series A units of the Fund. Your representative may charge you up to 2% of the value of the units switched.
Fee-based Arrangements	Series F units require investors to participate in a fee-based arrangement with their representative. Fees in connection with such arrangements are negotiated between you and your representative.

WHAT IF I CHANGE MY MIND?

Under securities law in some provinces and territories, you have the right to

- withdraw from an agreement to buy mutual funds within two business days after you receive a simplified prospectus or Fund Facts document, or
- cancel your purchase within 48 hours after you receive confirmation of the purchase.

In some provinces and territories, you also have the right to cancel a purchase, or in some jurisdictions, claim damages, if the simplified prospectus, Fund Facts document or financial statements contain a misrepresentation. You must act within the time limit set by the securities legislation in your province or territory.

For more information, see the securities law of your province or territory or ask a lawyer.

FOR MORE INFORMATION

Contact Global Growth Assets Inc. or your representative for a copy of the Fund's simplified prospectus and other disclosure documents. These documents and the Fund Facts make up the Fund's legal documents.

Global Growth Assets Inc.
100 Mural Street
Richmond Hill, Ontario L4B 1J3
Tel: 416-642-3532

Email: customerservice@globalgrowth.ca
Website: www.globalgrowth.ca
Toll Free: 1 (866) 680-4734

To learn more about investing in mutual funds, see the brochure **Understanding mutual funds**, which is available on the website of the Canadian Securities Administrators at www.securities-administrators.ca.