

# Fund Profile

## Global Iman Fund (Series F) As at February 29, 2020



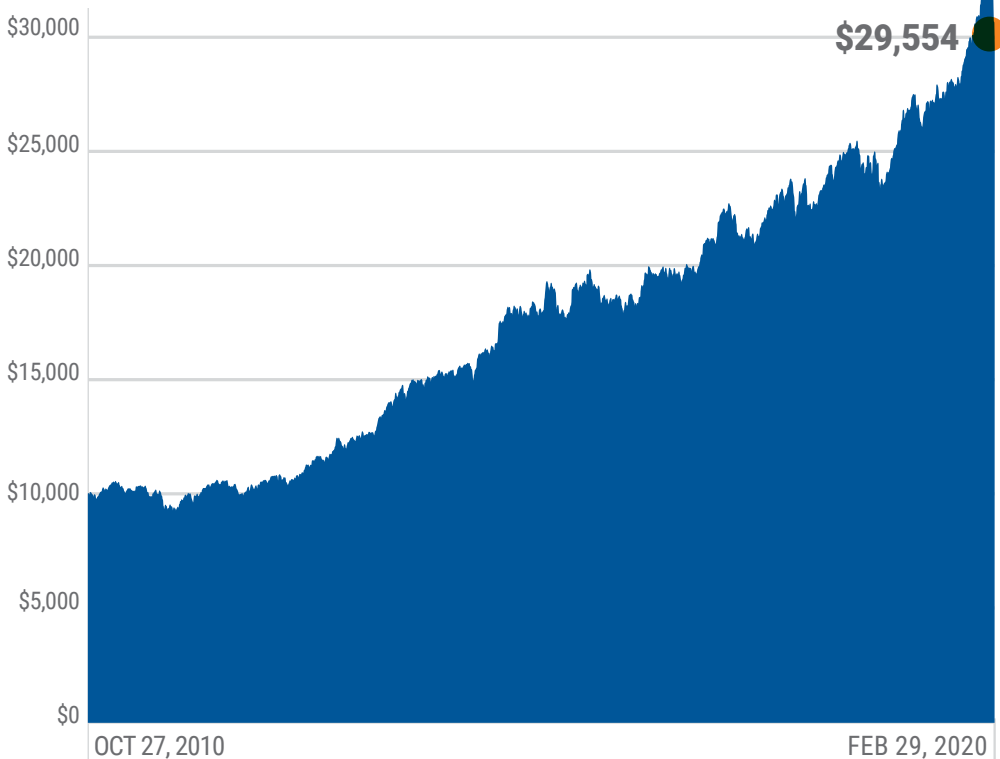
### Fund Details

**NAVPS** \$27.12  
**Total Net Assets Under Management** \$72 million

**Inception Date**  
October 27, 2010



### Value of \$10,000 invested since inception



### Key Reasons to Invest

#### Suitable for investors:

- seeking capital appreciation within a Shari'ah compliant global equity mutual fund;
- seeking capital appreciation in a fund within an ethical and socially responsible philosophy;
- who have a low to medium risk tolerance and the ability to invest for the medium to long-term.

### Investment objectives:

The fundamental investment objective of the fund is to provide investors with medium to long-term growth by investing in a diversified portfolio of global investments that are in accordance with Islamic principles.

### Fund Codes

SERIES F      GPF200      **MER** 1.66%

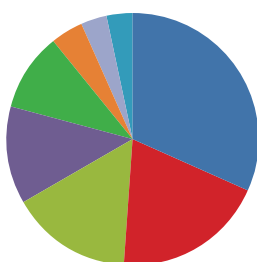
### Top 10 Holdings

Issuer	% of Net
Microsoft Corp	9.1%
Apple Inc.	8.6%
Alphabet Inc.	8.6%
Visa Inc.	4.3%
Johnson & Johnson	4.3%
Alibaba Group Holding Ltd.	4.3%
Nestle SA	3.7%
Facebook Inc.	3.7%
Chevron Corp	3.5%
Taiwan Semiconductor Manufactu	3.4%

### Fund Performance

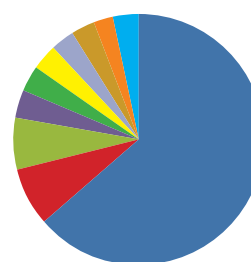
1 Month	3 Month	6 Month	1 Year	3 Year	5 Year	10 Year	Since Inception
-5.48%	-1.18%	7.05%	17.36%	12.77%	10.36%	—	12.30%

### Sector Mix



31.9%	Information Technology
19.3%	Health Care
15.7%	Communication Services
12.4%	Consumer Staples
10.0%	Consumer Discretionary
4.2%	Industrials
3.5%	Energy
3.1%	Cash

### Geographic Mix



63.8%	United States
7.7%	China
6.7%	Switzerland
3.5%	Taiwan
3.4%	Netherlands
3.2%	Ireland
3.2%	France
3.0%	Germany
2.6%	United Kingdom
3.1%	Cash

## Market Commentary (as of Dec. 31, 2019)

For Q4 2019, the Global Iman Fund Series F was up 9.36%. Year to date, the Global Iman fund has a positive return of 28.06%.

Our biggest sector overweights were in Communication Services, Information Technology and Consumer Staples, while our biggest sector underweights were Materials and Industrials. Geographically our biggest country overweights were in China and the Netherlands while our largest underweights were in Japan, the United Kingdom and the U.S.A.

Top contributors to performance in the fourth quarter were Apple, Alibaba, TSMC, Amgen and Eli Lilly, while the main detractors of performance were Unilever, Nestle, UPS and Starbucks. Top performers in 2019 were ASML, Apple, TSMC, Microsoft and Facebook.

No changes were conducted in the fourth quarter as we believe the portfolio is optimally positioned.

## Investment Strategies

To achieve its fundamental investment objective the Fund, via the Portfolio Manager, will invest:

- directly in equity securities of public companies listed on the Dow Jones Islamic Market Index ("DJIMI");
- in instruments that mirror the performance of the DJIMI or instruments that mirror the performance of a selection of public companies listed on the DJIMI; and
- other investments that have been deemed Shari'ah compliant by an applicable Shari'ah advisory committee.

The Portfolio Manager will be actively managing all securities in the portfolio.

## Fund Manager

Global Growth Assets Inc. acts as investment fund manager for the Fund and is responsible for directing the business, operation and affairs of the Fund including appointing a portfolio manager. The Global family of companies also includes Global Maxfin Investments Inc. which offers mutual funds solutions, Global Insurance Solutions Inc. which offers insurance solutions and Global RESP Corporation, which offers Education Savings Plans.

## Portfolio Manager

UBS Investment Management Canada Inc. (UBS), a subsidiary of UBS Bank (Canada) is retained to act as portfolio manager to the fund and is responsible for the management of the Fund's assets and making investment decisions.

## How does the Fund operate in accordance with Islamic principles?

Islamic investment principles generally preclude investments in certain kinds of businesses or sectors in prohibited/ haram areas, such as alcohol, tobacco, pork (a non-halal animal) related products, financial services, weapons and defence, entertainment, and gambling. If an issuer's primary business activity results in the issuer being classified into any one of the following industry classifications, it will not be deemed to be compliant with Shari'ah (i.e. it

will not be a "Shari'ah Compliant Company"): Defence, Distillers & Vintners, Food Products, Recreational Products, Tobacco, Food Retailers & Wholesalers, Broadcasting & Entertainment, Media Agencies, Gambling, Hotels, Recreational Services, Restaurants & Bars, Banks, Full Line Insurance, Insurance Brokers, Property & Casualty Insurance, Reinsurance, Life Insurance, Real Estate Holding & Development, Consumer Finance, Specialty Finance, Investment Services, and Mortgage Finance. The Fund will not invest in such issuers.

Moreover, if an issuer's primary business activity results in the issuer being classified into

another industry classification, but the issuer has a material interest in, or revenues from, prohibited business activities, it will not be deemed to be a Shari'ah Compliant Company, and so the Fund will not invest in such issuers.

Islamic investment principles also preclude investments in issuers with unacceptable levels of debt or interest income based on certain financial ratios. If an issuer has unacceptable levels of debt or interest income, it will not be deemed to be a Shari'ah Compliant Company, and the Fund will not invest in such issuers.

## Disclosures

Fundata FundGrade is an independent and objective investment fund rating system that was developed to recognize Fund Managers who have achieved superior risk adjusted returns. The FundGrade rating system assigns a letter grade to approximately 20,000 investment funds each month, providing a quick and easy tool to identify top performing funds. Ratings are subject to change every month. FundGrade ratings are published on the 7th business day of each month and distributed to numerous well known industry distribution channels, including [www.fundata.com](http://www.fundata.com) and [www.fundlibrary.com](http://www.fundlibrary.com). For a detailed explanation as to how FundGrade is calculated, please visit [www.fundata.com](http://www.fundata.com)

Dow Jones has no relationship to Global Growth Assets Inc. or the Portfolio Manager, other than as licensor of the Dow Jones Indices and its service marks for use in connection with the Fund. Dow Jones does not: sponsor, endorse, sell or promote the Fund; recommend that any person invest in the Fund; have any responsibility or liability for or make any decisions about the timing, amount or pricing of units; have any responsibility or liability for the administration, management or marketing of the Fund; consider the needs of the Fund or of Unit Holders in determining, composing or calculating the Dow Jones Indices or have any obligation to do so.

Past performance is not indicative of future performance. Annualized Rates of Return are net of management fees.

Commissions, trailing commissions, management fees and expenses all may be associated with mutual fund investments. Please read the prospectus before

investing. The indicated rates of return are the historical annual compounded total returns including changes in unit value and reinvestment of all distributions and do not take into account sales, redemption, distribution or optional charges or income taxes payable by any unit holder that would have reduced returns. Mutual funds are not guaranteed, their values change frequently and past performance may not be repeated.

Investment advisory and portfolio management services are provided through UBS Investment Management Canada Inc., a wholly-owned subsidiary of UBS Bank (Canada). UBS Bank (Canada) is a subsidiary of UBS AG. UBS Wealth Management is a registered trademark of UBS AG. © UBS 2019. The key symbol and UBS are among the registered and unregistered trademarks of UBS. All rights reserved.

As noted above, UBS Investment Management Canada Inc. (UBS IM) is the Portfolio Manager to the Fund. While UBS IM is registered as an Exempt Market Dealer, it has not been engaged as dealer of record nor as a distribution agent of the Fund and therefore is not responsible for determining whether or not an investment in the Fund is a suitable investment for an investor nor does UBS IM make any representations or warranties with regards to any profit or loss that may be incurred by an investment in the Fund.

A copy of the simplified Prospectus is available by calling 1-866-680-4734 or email at [customerservices@globalgrowth.ca](mailto:customerservices@globalgrowth.ca).